

leather interior, moon roof,
fully loaded, 19,000 km., Mint
Condition. 222-5956.

83 Mazda RX7 GR, charcoal/
black, 21,000 km., immac., sun-
roof, mags, stereo. \$13,600. Days,
361-0794 ext. 233; evgs. 624-8491.

83 Mercedes 300TDT Turbo Diesel
stationwagon, blue-green metal-
lic, beige leather int., air, sunroof,
stereo system, alum. wheels, all
options. \$36,500. 844-0880.

83 Mercedes 300SD turbo diesel,
8,500 km., silver metallic, sunroof,
fully equipped. Call Scott, 755-1166
days; 881-7241 evgs.

83 Mercedes 300D. Turbo Diesel.
15,600 kms. Loaded. \$31,000. 222-
2544 or 423-0720.

83 Mustang L4 spd. 4 cyl. AM/FM
cass., 3100 km, excel. 847-0507.

83 Olds Brougham 98, fully equip.
Exec. \$16,800. Oshawa 1-576-2982.

83 Omega Brougham, 4 door, fully
loaded, excellent. 25,000 km.

82 Mercedes C
P/S, P/B,
mi., \$7,900.

82 Mercedes
cruise, low
rent cond. \$23

82 Olds Cutl
P/B, buckets
more. 60,000
\$8,300 or offer

82 Olds 98 Re
light jade, load
\$15,000. 845-6169

82 Volvo 244GL
5m Cass. Cert. 0

82 VW Scirocco
52,000 km, A1 c

81 Audi 5000 T
blue interior, 6
cond. No Audi
fer. Call Hamil
evgs. 627-5181

81 Audi 5000S,
AM/FM casse

Bev Schwartzer
Shope
Capit

D'SAN FLEET SERVICE

922 Dundas St. E.
Mississauga

848-3820



1978 MERCEDES 450 S.L.C. — The ultimate in automobile luxury at an affordable price. The most desirable model is equipped with all the appointments expected in a Mercedes. All books, records and papers are available. Only 68,000 orig. miles. Finished in dove silver with complimentary blue leather interior. "Rich and Rare".
6h121-2col

AIR \$29,800.

1981 HONDA ACCORD LX — 4 dr. auto., ps, pb, am-fm stereo, finished in chestnut brown with contrasting fawn velour interior, "only 27,000 miles". "One of a kind".
8h171

\$5800.



1985 AUDI 5000 CD TURBO — fully fully loaded with all the luxury Audi options. Audi Card valid until Sept. 1988. Finished in cobalt blue with matching deep pile velour interior. "Luxury Plus".
6h132

AIR \$14,800.



1982 AUDI 4000 S "Fi" — equipped with auto. ps, pb, other options include factory sunr., pw, and cruise, am-fm stereo cass., finished in silver with blue velour interior, "clean and sharp".
8h173

\$6800.



ord. 27/87

Sept 1/85 - front pads - 60,000 KM

May 16/86 - front & rear pads - 77,577 KM

Jan. 9/87 - front & rear pads - 103,292 KM

* TAC HOMETER - May 6/87 - order # 3976
- \$120.00

Oct. 27/87 - pads front & rear
Plus rotors front - \$576.00 - 126,000 KM
Mercedes Benz

Alex Budo - 905-737-3528

FRI AUG 27 1994
Edum.

① Relay
\$32.30 less 20%
Relay goes in fuse box

* no resistor

② 2 Hoses (2140)^{1 metre} - cut to size
plus 4 clamps 4 x 1.09 . 4 clamps = \$4.36

③ Support \$137.25
for AIR Clea

? Repair -
weld bracket (3x \$4.95)
plus 35 shock absorbers rubber mounts
sit between bracket & cleaner

Alex - 905-737-3528

Edum.

222
5.6
1332
1110
1442

FAX 392-0590

Rosemary Kenney

[TURN OVER] - A101 915 737 3528 L SUN AUG 0177

oil leak - small PAN GASKET
- MILT has GASKET
TRANNY SERVICE - MILT HAS KIT & etc

Adjust valves & timing chain
after 1000 KM.

change oil - MILT has filter

FRONT BRAKE PADS - MILT has pads
NEW PADS squeal very bad low speeds

FREE UP ROOF RACK

Adjust TRANNY - Adjust low shift
when slow to stop especially when car is cold
- NO KICK DOWN
- NO POWER ON HILL

When car cold as you come to stop - Clunk - Bad damn shift

*Note goes away after 10 minutes or 3 miles

FIX A/C Cooling Fan
@ check switch on top of engine
@ check for amp fuse
@ check thermostat cover
@ check radiator cap
@ check for air in system

Flush Rad - Anti freeze

Windshield washer fluid?

check register under DASH

APR 1 - June 11 1995

FRI. MAY 22/95

Re: 1983 WAGON

Mutt gave Alberto

① Cash - \$100.00

② P.D. check 44427 - \$250.00

Total - \$350.00

① Repair AC at Alberto's friend - \$170.00 ±

② Repair damaged Wheel A/M - \$70.00

③ Repaint SUMMER
MAG WHEELS
& Body PAINT
touchups - \$110.00

\$350.00

Alex BARD

Wed. Feb. 11 / 97

Aug 2/97 cash → \$ 195.00
 SAT) Aug 16/97 - cash → \$ 500.00
 NOV. 11 / 97 - hydrogas \$ 400.00 MB Conso (ing) \$ 3769
 ? Dec 1/97 cash - \$ 200.00

Dec. 19 cash - \$ 400.00 - CASH.
 Dec. 23 cash - \$ 100.00 CASH - ? but \$ 163.50 but Mercedes Dr. number 187-476
 Wed. Feb 11/97 cash - \$ 100.00 cash - plus \$ 300.00 for FRANCES

Sept 1/97 - repairs to wagon - \$ 569.25
 Sept. 13/97 - Citroen - \$ 350.00

Dec 20/97 - Repairs to wagon - \$ 160.00
 * Notes in Mercedes file!
 Heater & Rear wiper

Mercedes 5/97 - Repairs to A claim - \$ 347.00
 Mercedes 12/97 - PAID on acct - \$ 210.00 - bal. as \$ 187.00

Mercedes 12/97 - Repairs to wagon - \$ 100.00 - bal. as \$ 187.00
 change two fuel filters - ? CASH - ?
 March 28/97 - Repairs to car - ? CASH - ?
 April 13/97 - MILT gave Alex - CASH - \$ 300.00 on acct.
 April 29/97 - MILT gave Alex - CASH - \$ 200.00 on acct.
 April 27/97 - JANE car - \$ 100.00 - ? CASH - ?
 April 29 - LARA Temp front rotor & pads
 JUNE 20/97 - MILT gave Alex - CASH - \$ 100.00 on acct.

1983

Mercedes

W11600

2000 - \$3118.45

2001 - \$2949.58

1981 - June 11, 1981

M

ASK 1 - June 11 1999

Alex Budo (Jan. 8 1999)

\$1975.00

gave Alex
\$2000.00
check

for 183 W/K/OW

Chain

Tenons

RINGS

Slaves

head set

bottom set

valve seals

Pails

Guides

intake valves

exhaust valves

main bearing

washer thrust set

rod Bearings

* see \$3000.00
check attached

APR - June 14/91

1983 Mercedes WAGON

INVOICES given to Ben
for 2000 & 2001

Year	Invoice	Date	Amount
2000	(1) George Ruckeman	March 14/2000	\$152.38
2000	(2) Car Stereo Center	March 23/00	\$80.50
2000	(3) Active Green & Ross	May 15/00	\$32.10
2000	(4) CREDIT Stone	June 14/00	\$14.34
2000	(5) C.A.R.S. - A/C Repair	June 16/00	\$322.02
2000	(5) Mercedes	Aug 11/00	\$20.54
2000	(6) Mercedes	Aug 14/00	\$33.94
2000	(7) ABC's Service Center	Sept 1/00	\$86.40
2000	(8) Mercedes	Sept 5/00	\$70.76
2000	(9) Mr. TRANNY	NOV 13/00	\$1920.65
2000	(10) Mercedes	Oct 26/00	\$122.84
2000	(11) Mercedes	Dec. 1/00	\$262.06
TOTAL 2000			\$3118.45
2001	(12) Mercedes	Feb. 13/01	\$289.21
2001	(13) Ontario Rad	June 19/01	\$175.23
2001	(14) C.A.R.S.	April 20/01	\$143.75
2001	(15) Quick Muffler	MAY 18/01	\$128.48
2001	(16) Canadian Tire	June 10/01	\$33.11
2001	(17) Ontario Rad	July 5/01	\$552.58
2001	(18) Mercedes	June 22/01	\$158.32
2001	(19) Mercedes	July 5/01	\$143.08
2001	(20) D.C.H. (ENIGLE)	July 5/01	\$141.45
2001	(21) D.C.H.	July 16/01	\$143.75
2001	(22) Ontario Rad.	Aug. 15/01	\$108.50
2001	(23) Matrix	Sept 14/01	\$15.63
2001	(24) Matrix	Sept 14/01	\$327.09
2001	(25) D.C.H.	Sept 17/01	\$463.78
2001	(26) Mercedes	Sept. 12/01	\$83.06
2001	(27) Mercedes	Nov. 12/01	\$47.56
Total 2001			\$2949.58

ARR. June 14/91

WAGON - 411,000 KM also 30/2001

mitt gave ERIC

\$140.00 cash & Dec 8
gave ERIC - \$276.00 cash

to cover

- ① July 16/2001 - invoice
Flush & Adjust Diesel Pump - \$125.00
- ② Dec 1/2001 - repair oil leak
main seal & ^{Replace} ~~BRACKET~~ ^{SHOES}
- ③ Dec 30/2001 - replace
~~for~~ ^{for} lamps & Repair
oil leak TURBO
- made special gasket

WEVYAS
BAYVIEW

FAI June 14/91

FAI April 20/2001

MIKE - CARS

- line loose
caused leak

- Compressor ok

?? Refund ??

- Andre at Outback had
needs to charge 20%
restocking charge

- lose \$35.00

Asst. June 14/91

WIKI - 123 8.11

374300 KM

OR just VALVES - TIMING
- LEAVE FOR DAY -
Engine must be cold!

MON. July 19/91

373400 KM

- ① tighten ~~mounts~~ - OK
- ② RT. rear lens ~~front~~ rubber to RT trim rubber
- ③ vacuum line
- ④ Adjust sat. shift-lever

⑤ RT-front spring
⑥ motor mounts - on monkey 19 - only left side replaced.

⑦ Engine ^{need top mounts} Shocks - need top mount Kit

⑧ oil leak - small PPA GASKET to be replaced

⑨ Free up roof rack


⑩ get front pads

⑪ GAS. ET for small oil pan

⑫ Change oil & filter

⑬ TRAWNY Service KIT

⑭ TOP MOUNTING KITS for Engine Shocks (2)



only 1400 KM

373500 KM

- ① FRONT Brake Brake Pads - #66 -
- ② 2 TOP MOUNTING KITS FOR Engine Shocks - #450x2 \$46.00
- ③ TRAWNY Service KIT
- ④ SMALL PAN BASKET - \$31.10
- ⑤ OIL FILTER

*NOTE - FRONT BRAKE PADS - last replaced 359,000 KM - MARKET KIT

*Check - CALIPERS ? WORKING FREE

Wed June 1/99

Thurs June 3/99

needs Renewal
↑
Sticker

5 inserts

? Alex 905-937-3528
Road - ~~toilet~~ Blade residue
in tail pipe

-needs 5 inserts

for injectors

~~? \$40 each~~

Nozzles - list - \$42.70 less 20% x 5

plus Washers - list - \$2.63 less 20% x 5

* Wed June 9 @ 4:30 - didn't apply to Alex car
as complete - but still did not get inserts
- will try Sat - always June 10 - CMT false car on
Road - sticker expired

S.F.

CREMA MARFIL - CA
FAX P MARBLE
915 956-8801

Adri - June 14/41

51

Weekend - in 2 8 11

FRI NOV 25/14

Don - 1.705.419-2538

- 2 steel lines - either side of transmission
- his daughter could bring 2 lines home on weekend she lives at Lakeshore & Royal York
- \$60 = pay his daughter - changed \$100 or include delivery 01 more pushover
- Don says 2 flex lines - identical
- of 2 steel lines are Right side & left
- ? can Don give me one good used flex line - we already have one new flex line they fit left or right

Fernando said need

Cooling

THURS Nov. 27/14

Transmission line - both Rt. & left of 2 Flex Hoses
 Steel line 3/4 long
 attached to flex
 for Radiator from
 tranny
 cooling line

1 meter 91 sized
 attach to
 metal line
 get from
 Don's YARD
 in WOODS

Note - I thought the car for good job on floor-pace in. 1973 TIP
 Headlights - fully check all 5 doors - sides/panels - door rubbers
 (1973) - help take home when 9/11/2002

1973 V8 WAGON - 300SD Wed. Oct 21/15

- See attached
 - after aggravation with steering problem
 - went with Julie to Steves to check out
 Wagon and saw Screw up - matching paint colour
 - Steve had followed Code 877 - cost code 892
 both Green & Blue - also Steve paid \$45 for specialist to scan colour match & still wrong!!
 - it was agreed to keep costs down
 - Thankfully Front Hood which had been painted
 of each side of front to match off colour green
 - Steve would do extra paint on back
 on Tuna pipe - put car back
 together - starting 10:00 Wed morning
 and car should be ready - till Wed Oct 21/15
 so he can start on Green 300SD

- * I arrived at Steves around 11:00 Wed morning
- car painted by young man "Block/Block" putting car together
- detailing!! - I painted out. several areas
- (1) fill at top & bottom ?? DRAIN HOLE?? 1" diameter!!
- floor for Right Front passenger seat
- * (2) very carefully clean interior green paint off
- Windshield Rubbers lower left corner replace
- small section metal rust repaired - Needs very small fine screwdriver!
- (3) clean black mesh off back seat - right side
- (4) glue in rubber trim left rear door by dog leg
- (5) glue & secure all 4 rubber door seals - fit carefully
- (6) check underside of all 4 doors - for gluing or
- (7) check Lower exposed corner for each door glue in rubber trim

- * (8) good Shampoo (Cleaner) for all leather
- (9) good carpet Shampoo
- * (10) start engine - put in gear with foot on brake
- checks Transy fluid level (after new fluid installed)
- (11) Shampoo engine still Needs 2 - P225/50/16 MXXR
- (12) Shampoo trunk PILOT - or Dunlop temporary - 2 winter tires
- * (13) check power door latches - loses vacuum - after sits overnight

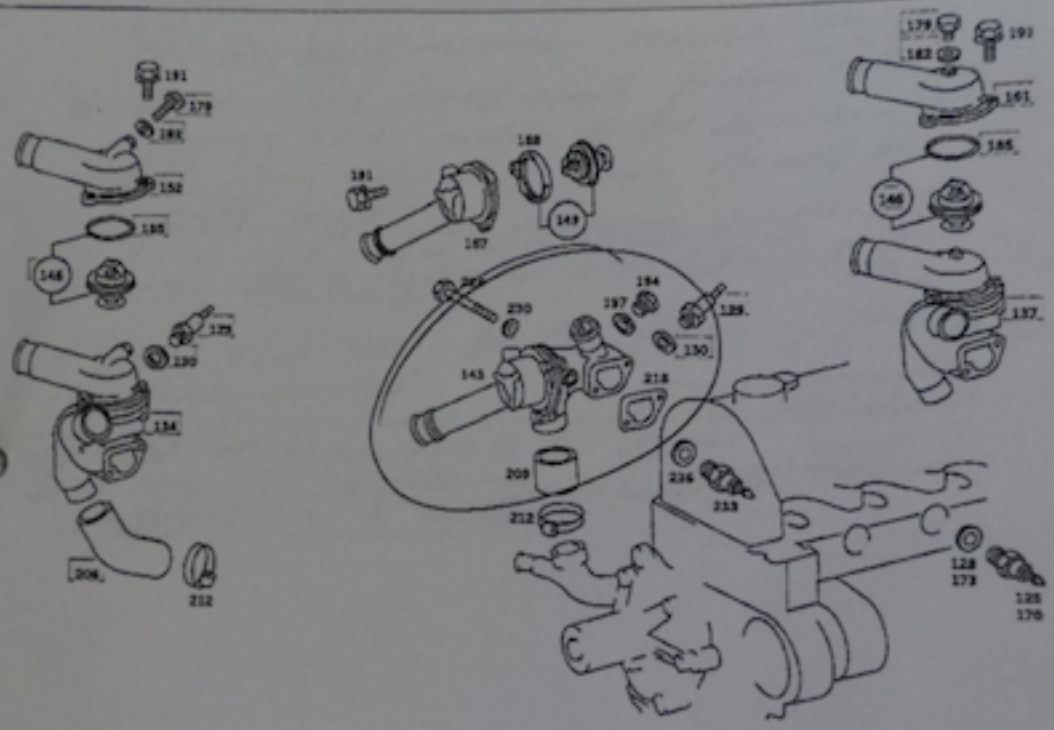
Note - Spares 300SD - Fabric has - 2 New Fall strips - I called JHC
 things out as @ Steve - blow Rt rear tire - (1) Patch wheel well opening RIGHT Rear
 - check for complete lower side (both) - Blushen - left front Jack Hole area
 - weather all areas - with Steve & Charles

09-18-15:12:56PM

51
1 - WATER - 123 Rnd
1 / 1

- Picture -

Make	MD make	Mod. des. overview	STATION WAGON MODEL YEAR 81 UP TO CHASSIS 005990---
Model	122183	Catalog	87K
Series designation	300 TO TURBO DIESEL USA	Major assembly	M - Engine
Assembly class	Car	Major assembly MD	817952
Market	North America	Group	20 - ENGINE COOLING SYSTEM
Picture number	8201000000.820718	Subgroup	015 - WATER PUMP



ARSEN Gerhard

51

WAGON - 123 Road

WAGON 6/3 issues

SAT MAY 30 / 15

- ① try another Home control - if gave ARSEN space & had in 3000 - not right fit. ^{ARSEN kept my control}
- ② Dave @ Auto Shop - no cold air - only warm air from side vents - No thing through Centre Vents
- ③ ?? any fuel leaks
- ④ ? change oil - Smoke from MANIFOLD
- ⑤ alignment - even after Arsen tighten steering still wanders
- ⑥ Brakes - PULSATE - ?? Pads - DISCS - NEW - Rotors rebuilt thru Hawica man
- ? ?? Tranny Surge

July 2/15

- Gerhard - did not show again - Gerhard has piece for Fuel injection system - still nothing done about oil of smokel - * still A/C problem

51
ARSEN v/s items WAGON

① Breather - oil separator for
AIR FILTER

② Black paint - for Radiator metal hose
visible

③ FAN CLUTCH??

④ ^{does arsen have} FAN STRAP - ? used

⑤ Windshield Washer neck

Rubber gromet - arsen has

~~W/S washer motor~~
make v/s washer work

⑥ RPM gauge - ?? Repairable?

⑦ idle stabilizer at back of
injection pump -??

⑧ ~~Hood~~ Hood - Nut (screw) with Rubber Top - ktl front to level hood

⑨ MINT - pull Hvac buttons. I forget to put
4 balls in proper sockets

⑩ ?? AIR flow in Centre vents - ?? why restricted?

981-7018

SAT. MAY 16/49 - after that re-grease task was
done to Tolson. Hood adjust 1/2 turn
to correct any leaks
that were seen on THOSE MTR 14. was on Right
Side of engine at front 5.100 NPT. did not have metal seal
- agreed on this & went to buying it after that SAT & he
would drive me home. fuel was ready for
afternoon of Mon May 17. It was fine & Cathy
said to do like General.

but car had to be ready Mon
& when I drove on to a man on SAT. I went to
get Dresser Fuel - big fuel tank - I went to
arsen - Hood pad soaked of hose for
Fuel injector had come off & gas was
sparking out when engine running
- Arsen tightened hose - no more @ 15' tank
but hood pad ruined

Note - still no cold air blowing thru center vent
because box screwed up when he replaced
① Bulb for HVAC Buttons - no damaged wood
trim center of Dash - above HVAC control.

- ② Hood pad ruined
 - ③ loose fuel injection hose
 - ④ lost 1/2 tank fuel
- arsen will check Road!!!

* TURN OVER - 123 WAGON
problems - Dec. 14

FAT Dec 19/14

* TURN OVER - WAGON
Notes resulting from
PAUSE to Eales & Kull's

- 1) Adjust Emergency brake
- 2) Check oil leak left front
- 3) Tighten instrument cluster
- 4) Surge end shift - Wed Dec 17 -
- took for test drive - surge
calls it a "FLARE" - sea +
- very fast - follow up
- 6) Throttle jumps - Don says li
fuses - see attached notes Douglas
- 7) Check cluster - life intermittent
for "low brake pads" - set. Brake pedal
*apparently says pads & discs have
to match*
- 8) Glo Plug life - irregular
- 9) Lites - need bulbs for HVAC
- 10) Check Hydraulic Shocks - rear
fluid topped up - Bounced
for 20 minutes, one cold morning
& hot since
- 11) Check WIRING - Right front Headlight
- 12) Julez - seal Right rear window
dry carpet
- 13) Julez - put back Rear Headliner
- 14) MARLE MARLE CAST - small details piping - fill holes

* Don says ~~Wed~~ Full Dec 9/14
make sure circuit is good
for both fuses 12 & 14
Don says very rare
that "plug" is
changed
* for good reason plug only used
on pickup whoops!

Don ^{WIRING} check circuit
fuses 12 & 14 - make sure both
circuits working
Don FERNANDO
surge in 2nd shift
?? fuel & fueler
Fernando - Di left - left front
Fernando - Power WASHED off
Engine Paint off
See Julez - check TRANN
JAY @ 1:00

* TURN OVER

8921-7018

544 Rec. 14/14

Don't see very far
anywhere they is
changed

Issues after being wrong to Jiles

- 1. TACH - Much less - see Dave's notes
- 2. H. Ho. Beam - depending on beam
- 3. @ turn s' - small - central flashing when
- 4. @ liter on PMSH - Rotometer - Now liter don't work
- 5. @ liter for gear oil - New liter don't work
- 6. @ upper liter don't work
- 7. @ lower liter don't work

4. @ HIVE Buttons
7. ? pressure of all
needs bulbs

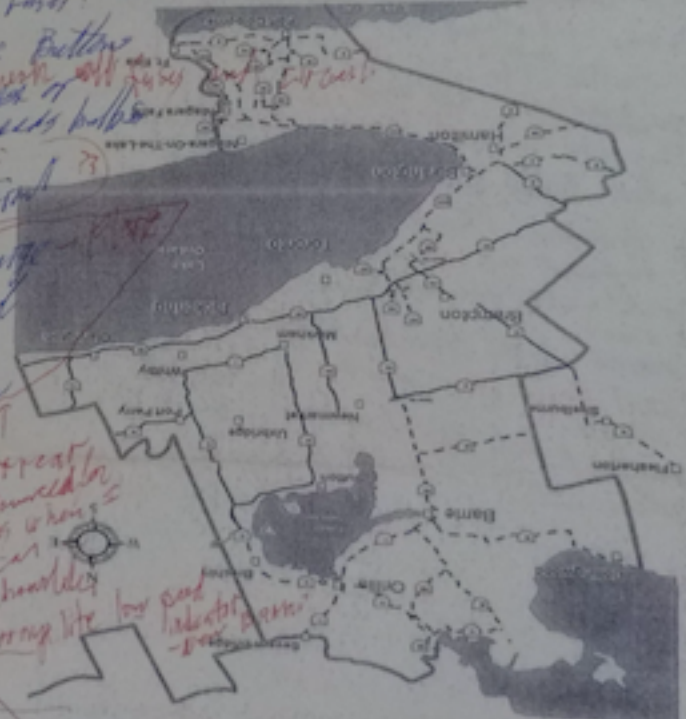
9. @ will leave
left front

10. @ transy surge
?? Haversal
of
? @ for volume
of air

11. @ check front rear
Shocks - Bounced in
20 minutes when
pulled car
at 1/2 hour later

12. @ lite on top wrong lite low road
indicator power

13. @ Dose H
444.75
Partition Panel
act as partition only



COMPASS Operations Centre Responsibility
Legend: 1. 2. 3. 4. 5. 6. 7. 8. 9. 10. 11. 12. 13. 14. 15. 16. 17. 18. 19. 20. 21. 22. 23. 24. 25. 26. 27. 28. 29. 30. 31. 32. 33. 34. 35. 36. 37. 38. 39. 40. 41. 42. 43. 44. 45. 46. 47. 48. 49. 50. 51. 52. 53. 54. 55. 56. 57. 58. 59. 60. 61. 62. 63. 64. 65. 66. 67. 68. 69. 70. 71. 72. 73. 74. 75. 76. 77. 78. 79. 80. 81. 82. 83. 84. 85. 86. 87. 88. 89. 90. 91. 92. 93. 94. 95. 96. 97. 98. 99. 100.

Atk 1. June 1977

51

Wagon - 123 Rad

THURS Oct 22/75

THURS Oct 22/75 - RAD DAY (1) car start on first (x) P
expensive fuel - 1p (2) lost license plate (4) CAPA work
table off - * + paint spec - \$15000

Careful before drive
new RAD installed
check Fluid Level
* after RAD changed

Instructions for Steve - Love star
to change Rad for Wagon

Howe
new Rad. #3300

Steve when change

check TRANSMISSION

Fluid Level lost when

top up tranny fluid - after RAD Replaced

to put for Black Box TD
POWER Steering Fluid

Rad Replaced
each lug nut - some
nuts would not mate
with key - but after
vacuum - replaced Rad - CAPA
would not turn off
if no vacuum at all!!

- (8) ?? sorry can't remember
- (9) Go over list of items to repair bill - not legible

Hydro Boosts used
Kilco

after driving Wagon all day & few days | FRID Dec 5/74
prior that Fernando drove car - over 100 KM to trip motor

- (1) TRANNY still surging in 2nd shift especially when press gas pedal - Great Pick up & good 1st shift - but should be better in second & third shift
- (2) TACH needs computer
- (3) brake Pads still have to Brad with new
- (4) ? did Fernando / Tony change rear trunk 11to Bulb - DISCS
- (5) good clean up
- (6) make cert - MPAID - few items (1) dipping (2) cover under Dash plug covers (3) fix rear Rad Plastic cover that Bent - Cut & Recover

Nov 1 - June 1991

51

Wilson - 123 Rod

- ① Re Wilson total paid Precision - Turbo
 \$150.00 + \$40.00 for Wilson instrument cluster with
 glass & Brighter - Dinner omitted
- ② Turbo gave Fernando a proper extension card
 for Black Heater
- ③ Turbo some cost \$250.00 for a proper Bosch
 rebuilt starter - ?? Can Fernando take out
 starter Joe had rebuilt for \$150.00
- * Note Joe & DANNY had 5 starter
 properly repaired - new soldered
 & welding under warranty

turn over

Plan

PRIVATE - Senior Home Care Los Angeles - WAKED for marriage
 DAVID MILNER - 416-348-4663

CCAC - cost
 City Care Active Centre - 915-845-0240

WALT MANDEL 905
 896 9238

1994
 1/1/94
 2/1/94
 3/1/94
 4/1/94
 5/1/94
 6/1/94
 7/1/94
 8/1/94
 9/1/94
 10/1/94
 11/1/94
 12/1/94
 1/1/95
 2/1/95
 3/1/95
 4/1/95
 5/1/95
 6/1/95
 7/1/95
 8/1/95
 9/1/95
 10/1/95
 11/1/95
 12/1/95
 1/1/96
 2/1/96
 3/1/96
 4/1/96
 5/1/96
 6/1/96
 7/1/96
 8/1/96
 9/1/96
 10/1/96
 11/1/96
 12/1/96
 1/1/97
 2/1/97
 3/1/97
 4/1/97
 5/1/97
 6/1/97
 7/1/97
 8/1/97
 9/1/97
 10/1/97
 11/1/97
 12/1/97
 1/1/98
 2/1/98
 3/1/98
 4/1/98
 5/1/98
 6/1/98
 7/1/98
 8/1/98
 9/1/98
 10/1/98
 11/1/98
 12/1/98
 1/1/99
 2/1/99
 3/1/99
 4/1/99
 5/1/99
 6/1/99
 7/1/99
 8/1/99
 9/1/99
 10/1/99
 11/1/99
 12/1/99
 1/1/00
 2/1/00
 3/1/00
 4/1/00
 5/1/00
 6/1/00
 7/1/00
 8/1/00
 9/1/00
 10/1/00
 11/1/00
 12/1/00
 1/1/01
 2/1/01
 3/1/01
 4/1/01
 5/1/01
 6/1/01
 7/1/01
 8/1/01
 9/1/01
 10/1/01
 11/1/01
 12/1/01
 1/1/02
 2/1/02
 3/1/02
 4/1/02
 5/1/02
 6/1/02
 7/1/02
 8/1/02
 9/1/02
 10/1/02
 11/1/02
 12/1/02
 1/1/03
 2/1/03
 3/1/03
 4/1/03
 5/1/03
 6/1/03
 7/1/03
 8/1/03
 9/1/03
 10/1/03
 11/1/03
 12/1/03
 1/1/04
 2/1/04
 3/1/04
 4/1/04
 5/1/04
 6/1/04
 7/1/04
 8/1/04
 9/1/04
 10/1/04
 11/1/04
 12/1/04
 1/1/05
 2/1/05
 3/1/05
 4/1/05
 5/1/05
 6/1/05
 7/1/05
 8/1/05
 9/1/05
 10/1/05
 11/1/05
 12/1/05
 1/1/06
 2/1/06
 3/1/06
 4/1/06
 5/1/06
 6/1/06
 7/1/06
 8/1/06
 9/1/06
 10/1/06
 11/1/06
 12/1/06
 1/1/07
 2/1/07
 3/1/07
 4/1/07
 5/1/07
 6/1/07
 7/1/07
 8/1/07
 9/1/07
 10/1/07
 11/1/07
 12/1/07
 1/1/08
 2/1/08
 3/1/08
 4/1/08
 5/1/08
 6/1/08
 7/1/08
 8/1/08
 9/1/08
 10/1/08
 11/1/08
 12/1/08
 1/1/09
 2/1/09
 3/1/09
 4/1/09
 5/1/09
 6/1/09
 7/1/09
 8/1/09
 9/1/09
 10/1/09
 11/1/09
 12/1/09
 1/1/10
 2/1/10
 3/1/10
 4/1/10
 5/1/10
 6/1/10
 7/1/10
 8/1/10
 9/1/10
 10/1/10
 11/1/10
 12/1/10
 1/1/11
 2/1/11
 3/1/11
 4/1/11
 5/1/11
 6/1/11
 7/1/11
 8/1/11
 9/1/11
 10/1/11
 11/1/11
 12/1/11
 1/1/12
 2/1/12
 3/1/12
 4/1/12
 5/1/12
 6/1/12
 7/1/12
 8/1/12
 9/1/12
 10/1/12
 11/1/12
 12/1/12
 1/1/13
 2/1/13
 3/1/13
 4/1/13
 5/1/13
 6/1/13
 7/1/13
 8/1/13
 9/1/13
 10/1/13
 11/1/13
 12/1/13
 1/1/14
 2/1/14
 3/1/14
 4/1/14
 5/1/14
 6/1/14
 7/1/14
 8/1/14
 9/1/14
 10/1/14
 11/1/14
 12/1/14
 1/1/15
 2/1/15
 3/1/15
 4/1/15
 5/1/15
 6/1/15
 7/1/15
 8/1/15
 9/1/15
 10/1/15
 11/1/15
 12/1/15
 1/1/16
 2/1/16
 3/1/16
 4/1/16
 5/1/16
 6/1/16
 7/1/16
 8/1/16
 9/1/16
 10/1/16
 11/1/16
 12/1/16
 1/1/17
 2/1/17
 3/1/17
 4/1/17
 5/1/17
 6/1/17
 7/1/17
 8/1/17
 9/1/17
 10/1/17
 11/1/17
 12/1/17
 1/1/18
 2/1/18
 3/1/18
 4/1/18
 5/1/18
 6/1/18
 7/1/18
 8/1/18
 9/1/18
 10/1/18
 11/1/18
 12/1/18
 1/1/19
 2/1/19
 3/1/19
 4/1/19
 5/1/19
 6/1/19
 7/1/19
 8/1/19
 9/1/19
 10/1/19
 11/1/19
 12/1/19
 1/1/20
 2/1/20
 3/1/20
 4/1/20
 5/1/20
 6/1/20
 7/1/20
 8/1/20
 9/1/20
 10/1/20
 11/1/20
 12/1/20
 1/1/21
 2/1/21
 3/1/21
 4/1/21
 5/1/21
 6/1/21
 7/1/21
 8/1/21
 9/1/21
 10/1/21
 11/1/21
 12/1/21
 1/1/22
 2/1/22
 3/1/22
 4/1/22
 5/1/22
 6/1/22
 7/1/22
 8/1/22
 9/1/22
 10/1/22
 11/1/22
 12/1/22
 1/1/23
 2/1/23
 3/1/23
 4/1/23
 5/1/23
 6/1/23
 7/1/23
 8/1/23
 9/1/23
 10/1/23
 11/1/23
 12/1/23
 1/1/24
 2/1/24
 3/1/24
 4/1/24
 5/1/24
 6/1/24
 7/1/24
 8/1/24
 9/1/24
 10/1/24
 11/1/24
 12/1/24
 1/1/25
 2/1/25
 3/1/25
 4/1/25
 5/1/25
 6/1/25
 7/1/25
 8/1/25
 9/1/25
 10/1/25
 11/1/25
 12/1/25
 1/1/26
 2/1/26
 3/1/26
 4/1/26
 5/1/26
 6/1/26
 7/1/26
 8/1/26
 9/1/26
 10/1/26
 11/1/26
 12/1/26
 1/1/27
 2/1/27
 3/1/27
 4/1/27
 5/1/27
 6/1/27
 7/1/27
 8/1/27
 9/1/27
 10/1/27
 11/1/27
 12/1/27
 1/1/28
 2/1/28
 3/1/28
 4/1/28
 5/1/28
 6/1/28
 7/1/28
 8/1/28
 9/1/28
 10/1/28
 11/1/28
 12/1/28
 1/1/29
 2/1/29
 3/1/29
 4/1/29
 5/1/29
 6/1/29
 7/1/29
 8/1/29
 9/1/29
 10/1/29
 11/1/29
 12/1/29
 1/1/30
 2/1/30
 3/1/30
 4/1/30
 5/1/30
 6/1/30
 7/1/30
 8/1/30
 9/1/30
 10/1/30
 11/1/30
 12/1/30
 1/1/31
 2/1/31
 3/1/31
 4/1/31
 5/1/31
 6/1/31
 7/1/31
 8/1/31
 9/1/31
 10/1/31
 11/1/31
 12/1/31
 1/1/32
 2/1/32
 3/1/32
 4/1/32
 5/1/32
 6/1/32
 7/1/32
 8/1/32
 9/1/32
 10/1/32
 11/1/32
 12/1/32
 1/1/33
 2/1/33
 3/1/33
 4/1/33
 5/1/33
 6/1/33
 7/1/33
 8/1/33
 9/1/33
 10/1/33
 11/1/33
 12/1/33
 1/1/34
 2/1/34
 3/1/34
 4/1/34
 5/1/34
 6/1/34
 7/1/34
 8/1/34
 9/1/34
 10/1/34
 11/1/34
 12/1/34
 1/1/35
 2/1/35
 3/1/35
 4/1/35
 5/1/35
 6/1/35
 7/1/35
 8/1/35
 9/1/35
 10/1/35
 11/1/35
 12/1/35
 1/1/36
 2/1/36
 3/1/36
 4/1/36
 5/1/36
 6/1/36
 7/1/36
 8/1/36
 9/1/36
 10/1/36
 11/1/36
 12/1/36
 1/1/37
 2/1/37
 3/1/37
 4/1/37
 5/1/37
 6/1/37
 7/1/37
 8/1/37
 9/1/37
 10/1/37
 11/1/37
 12/1/37
 1/1/38
 2/1/38
 3/1/38
 4/1/38
 5/1/38
 6/1/38
 7/1/38
 8/1/38
 9/1/38
 10/1/38
 11/1/38
 12/1/38
 1/1/39
 2/1/39
 3/1/39
 4/1/39
 5/1/39
 6/1/39
 7/1/39
 8/1/39
 9/1/39
 10/1/39
 11/1/39
 12/1/39
 1/1/40
 2/1/40
 3/1/40
 4/1/40
 5/1/40
 6/1/40
 7/1/40
 8/1/40
 9/1/40
 10/1/40
 11/1/40
 12/1/40
 1/1/41
 2/1/41
 3/1/41
 4/1/41
 5/1/41
 6/1/41
 7/1/41
 8/1/41
 9/1/41
 10/1/41
 11/1/41
 12/1/41
 1/1/42
 2/1/42
 3/1/42
 4/1/42
 5/1/42
 6/1/42
 7/1/42
 8/1/42
 9/1/42
 10/1/42
 11/1/42
 12/1/42
 1/1/43
 2/1/43
 3/1/43
 4/1/43
 5/1/43
 6/1/43
 7/1/43
 8/1/43
 9/1/43
 10/1/43
 11/1/43
 12/1/43
 1/1/44
 2/1/44
 3/1/44
 4/1/44
 5/1/44
 6/1/44
 7/1/44
 8/1/44
 9/1/44
 10/1/44
 11/1/44
 12/1/44
 1/1/45
 2/1/45
 3/1/45
 4/1/45
 5/1/45
 6/1/45
 7/1/45
 8/1/45
 9/1/45
 10/1/45
 11/1/45
 12/1/45
 1/1/46
 2/1/46
 3/1/46
 4/1/46
 5/1/46
 6/1/46
 7/1/46
 8/1/46
 9/1/46
 10/1/46
 11/1/46
 12/1/46
 1/1/47
 2/1/47
 3/1/47
 4/1/47
 5/1/47
 6/1/47
 7/1/47
 8/1/47
 9/1/47
 10/1/47
 11/1/47
 12/1/47
 1/1/48
 2/1/48
 3/1/48
 4/1/48
 5/1/48
 6/1/48
 7/1/48
 8/1/48
 9/1/48
 10/1/48
 11/1/48
 12/1/48
 1/1/49
 2/1/49
 3/1/49
 4/1/49
 5/1/49
 6/1/49
 7/1/49
 8/1/49
 9/1/49
 10/1/49
 11/1/49
 12/1/49
 1/1/50
 2/1/50
 3/1/50
 4/1/50
 5/1/50
 6/1/50
 7/1/50
 8/1/50
 9/1/50
 10/1/50
 11/1/50
 12/1/50
 1/1/51
 2/1/51
 3/1/51
 4/1/51
 5/1/51
 6/1/51
 7/1/51
 8/1/51
 9/1/51
 10/1/51
 11/1/51
 12/1/51
 1/1/52
 2/1/52
 3/1/52
 4/1/52
 5/1/52
 6/1/52
 7/1/52
 8/1/52
 9/1/52
 10/1/52
 11/1/52
 12/1/52
 1/1/53
 2/1/53
 3/1/53
 4/1/53
 5/1/53
 6/1/53
 7/1/53
 8/1/53
 9/1/53
 10/1/53
 11/1/53
 12/1/53
 1/1/54
 2/1/54
 3/1/54
 4/1/54
 5/1/54
 6/1/54
 7/1/54
 8/1/54
 9/1/54
 10/1/54
 11/1/54
 12/1/54
 1/1/55
 2/1/55
 3/1/55
 4/1/55
 5/1/55
 6/1/55
 7/1/55
 8/1/55
 9/1/55
 10/1/55
 11/1/55
 12/1/55
 1/1/56
 2/1/56
 3/1/56
 4/1/56
 5/1/56
 6/1/56
 7/1/56
 8/1/56
 9/1/56
 10/1/56
 11/1/56
 12/1/56
 1/1/57
 2/1/57
 3/1/57
 4/1/57
 5/1/57
 6/1/57
 7/1/57
 8/1/57
 9/1/57
 10/1/57
 11/1/57
 12/1/57
 1/1/58
 2/1/58
 3/1/58
 4/1/58
 5/1/58
 6/1/58
 7/1/58
 8/1/58
 9/1/58
 10/1/58
 11/1/58
 12/1/58
 1/1/59
 2/1/59
 3/1/59
 4/1/59
 5/1/59
 6/1/59
 7/1/59
 8/1/59
 9/1/59
 10/1/59
 11/1/59
 12/1/59
 1/1/60
 2/1/60
 3/1/60
 4/1/60
 5/1/60
 6/1/60
 7/1/60
 8/1/60
 9/1/60
 10/1/60
 11/1/60
 12/1/60
 1/1/61
 2/1/61
 3/1/61
 4/1/61
 5/1/61
 6/1/61
 7/1/61
 8/1/61
 9/1/61
 10/1/61
 11/1/61
 12/1/61
 1/1/62
 2/1/62
 3/1/62
 4/1/62
 5/1/62
 6/1/62
 7/1/62
 8/1/62
 9/1/62
 10/1/62
 11/1/62
 12/1/62
 1/1/63
 2/1/63
 3/1/63
 4/1/63
 5/1/63
 6/1/63
 7/1/63
 8/1/63
 9/1/63
 10/1/63
 11/1/63
 12/1/63
 1/1/64
 2/1/64
 3/1/64
 4/1/64
 5/1/64
 6/1/64
 7/1/64
 8/1/64
 9/1/64
 10/1/64
 11/1/64
 12/1/64
 1/1/65
 2/1/65
 3/1/65
 4/1/65
 5/1/65
 6/1/65
 7/1/65
 8/1/65
 9/1/65
 10/1/65
 11/1/65
 12/1/65
 1/1/66
 2/1/66
 3/1/66
 4/1/66
 5/1/66
 6/1/66
 7/1/66
 8/1/66
 9/1/66
 10/1/66
 11/1/66
 12/1/66
 1/1/67
 2/1/67
 3/1/67
 4/1/67
 5/1/67
 6/1/67
 7/1/67
 8/1/67
 9/1/67
 10/1/67
 11/1/67
 12/1/67
 1/1/68
 2/1/68
 3/1/68
 4/1/68
 5/1/68
 6/1/68
 7/1/68
 8/1/68
 9/1/68
 10/1/68
 11/1/68
 12/1/68
 1/1/69
 2/1/69
 3/1/69
 4/1/69
 5/1/69
 6/1/69
 7/1/69
 8/1/69
 9/1/69
 10/1/69
 11/1/69
 12/1/69
 1/1/70
 2/1/70
 3/1/70
 4/1/70
 5/1/70
 6/1/70
 7/1/70
 8/1/70
 9/1/70
 10/1/70
 11/1/70
 12/1/70
 1/1/71
 2/1/71
 3/1/71
 4/1/71
 5/1/71
 6/1/71
 7/1/71
 8/1/71
 9/1/71
 10/1/71
 11/1/71
 12/1/71
 1/1/72
 2/1/72
 3/1/72
 4/1/72
 5/1/72
 6/1/72
 7/1/72
 8/1/72
 9/1/72
 10/1/72
 11/1/72
 12/1/72
 1/1/73
 2/1/73
 3/1/73
 4/1/73
 5/1/73
 6/1/73
 7/1/73
 8/1/73
 9/1/73
 10/1/73
 11/1/73
 12/1/73
 1/1/74
 2/1/74
 3/1/74
 4/1/74
 5/1/74
 6/1/74
 7/1/74
 8/1/74
 9/1/74
 10/1/74
 11/1/74
 12/1/74
 1/1/75
 2/1/75
 3/1/75
 4/1/75
 5/1/75
 6/1/75
 7/1/75
 8/1/75
 9/1/75
 10/1/75
 11/1/75
 12/1/75
 1/1/76
 2/1/76
 3/1/76
 4/1/76
 5/1/76
 6/1/76
 7/1/76
 8/1/76
 9/1/76
 10/1/76
 11/1/76
 12/1/76
 1/1/77
 2/1/77
 3/1/77
 4/1/77
 5/1/77
 6/1/77
 7/1/77
 8/1/77
 9/1/77
 10/1/77
 11/1/77
 12/1/77
 1/1/78
 2/1/78
 3/1/78
 4/1/78
 5/1/78
 6/1/78
 7/1/78
 8/1/78
 9/1/78
 10/1/78
 11/1/78
 12/1/78
 1/1/79
 2/1/79
 3/1/79
 4/1/79
 5/1/79
 6/1/79
 7/1/79
 8/1/79
 9/1/79
 10/1/79
 11/1/79
 12/1/79
 1/1/80
 2/1/80
 3/1/80
 4/1/80
 5/1/80
 6/1/80
 7/1/80
 8/1/80
 9/1/80
 10/1/80
 11/1/80
 12/1/80
 1/1/81
 2/1/81
 3/1/81
 4/1/81
 5/1/81
 6/1/81
 7/1/81

ATK 1 - June 1971

51

WALTON - 123 Road

Mitt + Virginia

* get cash from car

ATK Nov 29/71

* SAT Nov. 29 call Guy @ 9:20. Use of 1000 - Doug Sotke
* Buy Shady Copier

* Buy's BID
* send out packages for Jay - sell 3022? which Herb says are better
which makes 15000 less. Call Fernando - 3022 says old one much better

* Buy Jay - \$2.34 pd by Gilda re door seals of Special Clips
* Tell Rhydder of windshield - ship to JAY @ 5' How lower Invoice
want for W's - careful - correct address for Jay

* Follow up - Don in Lindsay - re 2 steel lines, 8' long lead

* Follow up Fern seeds - @ 2 steel lines

* Follow up Turbo - ? 2 good calipers - None

- get NA20 @ Supreme to rebuild calipers

- Loaded Fernando to get calipers off car by 2:00
or I could pick up & take to NA20

- I arrived @ 3:00 & Fernando out at shop

* Tony instructed removing brakes

- Tony said DISCS (Roton) & pads ok

but because Pads rusty from sitting

Tony and bottles to get pads - & calipers rebuilt

but Roton are very good!

- Louis @ Nelson wanted \$4500 for rotors & pads \$7500

- Gilda
- (1) Card for Amy
 - (2) Israeli Salad
 - (3) - Be at LAYBY for 5:00
with special BID card
to go with Gift LAYBY used
\$100.00 was card
 - (4) Fix Gilda's y house
NO Buzzer - ? saved \$5??

TYPICAL APPLICATIONS


BEFORE

This dash is a disaster. Who would want to buy a car that looked like this?



AFTER

What a difference! There's more work to do, but the new DASH-CAP is a huge step in the right direction.



DASH-CAP™ INSTALLATION INSTRUCTIONS

Congratulations! You have just purchased a unique product which if properly installed and cared for will look great for many years.

Please read and follow the Installation Instructions very carefully, especially #6 about where to apply the silicone.

And one other quick caution: Everything expands when heated, including our special plastic, so it's a good idea to park your vehicle so the sun doesn't roast your DASH-CAP™, your steering wheel or you.

We're sure you'll enjoy your new DASH-CAP™, and we hope you'll tell your friends. Thanks for using ACCU-FORM.

1. TOOLS AND MATERIALS REQUIRED:

Utility knife, rubbing alcohol or ammonia based window cleaner, clean rags, 3 or 4 rolls of paper towels or bathroom paper, medium grit sandpaper, cardboard strips for wedges, screw drivers, duct tape or masking tape, wads of newspaper. Elastic type "Bunji-Cords" may also be useful.



2. PRE-FIT THE DASH-CAP: Now is the time to try your new DASH-CAP on the vehicle to make sure you have the correct model. Push it firmly into place. Does it fit properly? Does the glove box open OK?



3. WARM UP THE ADHESIVE: Place the tube of silicone adhesive (which was packed with your DASH-CAP) in a glass of hot water. This will soften the adhesive and make it flow easier.

51
[11 W/KNOW - 123 Road

SPECIAL ATTENTION REQUIRED:

Some vehicles require special attention prior to installation of the DASH-CAP™.

301/302/303/303D/311/1101

Remove defroster pan (Phillips Screw Driver)

308 - Reduce width of glove box door approx. 1/8", sandpaper or file.

406 - Remove defroster pan (flexible screwdriver)

708/709/705 - Remove climate sensor

1003 - Remove radio speaker grill (pry with straight edge screwdriver).

Most Mercedes - Remove climate sensor air inlet sleeve by prying up with a sharp screwdriver, and there are more - please call us if you need advice


4. HIGH SPOTS: Trim raised areas (if any) on the original dash with a utility knife as needed in order for the DASH-CAP to fit as close as possible on the original dash. Be careful to trim only those areas which will be covered by the DASH-CAP. Test fit again.

5. SURFACE PREP: Clean the dashboard and the underside of the DASH-CAP with alcohol or ammonia type window cleaner along the outside edges and around the vents. All waxes and oils must be removed from both surfaces in order to achieve adhesion. Rough up both surfaces (at adhesive area only) with sandpaper.

6. APPLY ADHESIVE: Apply the adhesive to the underside of the DASH-CAP around the perimeters of air vents, and the entire outer edge only. The adhesive "bead" should be about the size of a pencil and approximately 1/2" away from any edge. **IMPORTANT: APPLY SILICONE ONLY NEAR OUTER EDGES AND AROUND VENTS. APPLICATION OF ADHESIVE IN ANY OTHER LOCATION CAN CAUSE CRACKING AND/OR WARPING AND WILL VOID THE WARRANTY.**

NOTE: In most states the vehicle serial (VIN) numbers must be visible and you will usually find an opening for this in the DASH-CAP, but on certain vehicles the location varies and you need to cut an opening in the cap using a sharp utility knife. Be careful.

SPECIAL NOTE: It is essential that your DASH-CAP be installed while the vehicle is shaded from direct sunlight and in moderate air temperature. A clean and well vented work area is recommended. Please read and observe application and caution labels on cleaning and adhesive products used to install your DASH-CAP



7. INSTALL THE DASH-CAP: Place the DASH-CAP on the original dash. Push carefully and evenly in order to seat the DASH-CAP and spread the adhesive evenly, near the edges only.

8. REPLACE ANY ACCESSORIES: Replace any previously removed pans, grills or accessories. *MARKED - \$5000*

9. WIPE AWAY ANY EXCESS ADHESIVE WITH A DAMP CLOTH.

10. SECURE IN POSITION: Use rolls of paper, cardboard wedges, elastic cords and weights to hold the DASH-CAP firmly in position as needed for at least 4 hours to allow the adhesive to set and cure.



11. UNCLAMP AND CLEAN: When adhesive is cured remove clamping items and peel away any excess adhesive which may be showing. *PAI Call #4500 cash for DASH CAP*

12. MAINTENANCE: Mild car care products such as window cleaner or soap and water can be used to clean your DASH-CAP (if necessary).

13. CONCLUSION: DASH-CAPS are easy to install, but special problems can and do arise. Should you need help don't hesitate to contact your local dealer or call the manufacturer listed below. Thank you for using DASH-CAP™.

OTHER ACCU-FORM PRODUCTS

Replacement door panels for

71-86 Ford F Series P U

78-86 Bronco

71-87 Chev. & GMC

Interior Panels

70-74 Barracuda & Challenger

68-85 Fiat Spider 124 & 2000

Door Panel Covers for

83-89 Lincoln Town Car

Arm Rest Covers for:

71-84 Ford Trucks & Broncos

71-87 Chev & GMC Trucks


Buick, Oldsmobile, Cadillac, Volvo 1800

Console Covers for

Chev Camaro, Datsun/Nissan, Pontiac

Finbird, Ford Cougar, Fiat Spider

ACCU-FORM PLASTICS • 460 N. 2460 W.
Hurricane, Utah 84737 • 435-635-9273



NEW GENERATION GROUP
NG MARIN INC.

Tel.: (905) 738-5046

DRYWALL CONTRACTORS
Fax.: (905) 738-9401
Email: frontdesk@ngmarin.com

Wed March 19/14

* Pick up motor & parts from Julie
to Joe
of RASW

DATE:

Wed MARCH 19/14 @ 10:30

Arson ¹⁴⁵⁻²³¹ called me on cell - I told Arson
call me on land line in future in
meantime I called him back

- Arson has man (Chinese) in
M/B Machine Shop who will
rebuild motor for \$2500.00
cash. Arson wants me to
give him \$2500.00 he will
give me receipt of when
engine is rebuilt & reinstalled
by Joe - I am to return to
Arson the receipt
?? total cost to Joe to re & re
engine - ?

* Joe RASW - Fri March 21/14 - \$2500.00 Cash
to Rebuild Wagon engine

Abel - June 17/11
WAGON - 123 Road

183 WAGON FRI. JUNE 24/11
Still to be done left wagon with Ken
SAT. afternoon - June 25/11

① Fill up Freon - SAT. JUNE 17/11 - Terry & Nick
Screwed up - I only asked to top up
FREON - A/C was WORKING - BUT not cold
enough - I asked Ken - top up
- Terry & Nick - evacuated A/C leak
Sealed! - June 22/11 - Ken added Freon - fill & top up
WRAPS OFF

② Ken - I gave him new rear rotors
FRI. June 24/11 new rear pads Ken did
new pins for pads cleaned up

③ check backup lites - JACK - START
④ check DIM Right Front Head lite - JACK - START

* ⑤ Mercedes Benz check Hydraulic Fluid level OK - picked up
complete cleaning June 20/11 Ken
⑥ Terry Dye Interior leather & carpets - \$260+
multi purpose dye 500.00 cash
⑦ Miles list of small details Note - Emergency Brake Cable lens to
be adjusted!

0/3 - NOV. 13/11 - check rear freeze lites
- Edie - high back trunk lid - Plastic trim
- Cherie - Chrome trim
- Michelle - Car - Rear Bump Plastic trim
- Michelle - Car - Trunk lid - Band
out of slot
- Michelle - Car - trim at end - see last heading
* - Ken - Car - Courtesy lite Switch driver door
- Adrian - MC
- Ken - Car - adjust emergency brake
- Adrian - Car - Right Front Head lite - dull
- Adrian - Car - check backup lites
- Adrian - Car - check Rear Hydraulic Fluid level

July 2/11 - built pd Ken
\$1000 to recharge Freon
& instal rear brakes
Emergency brake cable needs adjustment

51

WAGON - 123 Road

Cadi - Ken

SAT June 18/2011

\$15.00 Relay
\$65.00. Emergency Brake Cable
\$160.00 La Hour

\$240.00

? Ken charges for WAGON - \$379.40

? How much VISA pd to Ken SAT June 12/11 - \$590.00 VISA

\$590.00 included (A) - CADI - \$240.00 - see above

123 WAGON - PARTS - LUXURY
- Pins for front pads - \$20.00
- Bolts for rear end - \$20.00
- Backing plates for new Emergency Brakes - \$70.00 - 350/12

Labour for front brakes
Emergency brakes
Rear tie Rod inlets
Left front Ball Joint.

\$269.40 - 3 1/2 HOURS

\$379.40

Note SAT JUNE 25/11

- I gave Ken from Precision (1) Rear Rotors
(2) Rear pads
(3) Pins for Pads A/C
- I reminded Ken on June 18 - he screwed up A/C & had to recharge system - only nominal charge for 1 pound of gas
- ? cost for rear Pads & Rotors??

- THURS June 30/11 - I pick up car & Ken gave me key

SAT July 2/11 - after I checked car - Emergency Brake lever to be adjusted - have to press Emergency brake pedal to clear to HOLD on slight Hill

Note

I paid Ken - \$100.00 CASH - to change Springs & install rear pads, clean old pins, new pins & install Rotors

51

1. WAGON - 123 Road

183 WAGON

FRI. JUNE 24 / 11

Still to be done

- ① Fillup Freon - SAT JUNE 17/11 - Terry & Mick
Screwed up - I only asked to TOP UP
FREON - AC was WORKING - BUT not cold
enough - I asked Ken - top up
- Terry & Mick - evacuated the leak
found!
- ② Ken - I gave him new rear tabs
FRI. JUNE 24/11 new rear pads
 new pins for pads
- ③ Check Backup lites - SACK - start
- ④ check DIM Right Front Head lite
- * ⑤ Mercedes. check Hydraulic Fluid level
- ⑥ Terry Dye Interior
- ⑦ Mikes list of small details
see list under Centre Arm Rest in console opening

51

APRIL - June 1977

18 WAGON - 123 Road

183 WAGON

TAKES April 7/11

1. *X* Secure Drivers Seat - especially reels
Closest to control console
2. Correct Headliner in Sun Roof - by Handle - F.A.V.I.D.
3. Check Brakes - soft pedal - KEN
4. *X* Check HORN - KEN
5. Door edge trims - F.A.V.I.D.
6. Adjust Carpets by Gas Pedal
7. Clean up dash & make trim covers for Holes
to remove under Dash trim
8. Check for Water leaks
9. Dye Car-pets
10. Refit carpet - trunk lid
& secure plastic & handle inside trunk lid.
11. *X* Respray - under-coat
* check out floor
12. Jerry - John - Dye carpet & leather
13. Check all carpets - secure & clean kick pad trims

Alan Page @ SLF. CA

51

1953 MB WAGON - 123 Road

688 Feb 20/11
June July 4/11

1953 MB WAGON

Feb. 4 / 11

Step #1 - Jerry - general clean up - get car ready for dye to leather & car pet
* note - Jerry wants all panels in place - he will reassemble where necessary & dye panels & seats in place

Step #2 - Julio - general repairs - see Feb. 13 / 11

- (1) Buy & clip for drivers seat-striker & hinge
- (2) Re-fit glove box - line up & reline glove box
- (3) Fabio - new vinyl for ds edge of passenger seat
- (4) Fabio - trims (small beige) to hide 6 screw holes for under dash trim
- (5) Julio - 4 small rust areas - 2 on right
- (6) Julio - adjust level of hood - left front
- (7) Milt - fit ^{black} cap cover for w/s/w bottle
- (8) Fabio - glue insulation pads to beige plastic trims that fit under dash
- (9) Julio - install 2 plastic (beige) Nick Pads & 2 Beige plastic panels under Dash
- (10) Milt - fix pit of trunk carpets - bleach carpet ready for dye - Dry out trunk - after Jerry shampoo
- (11) Milt/Julio - replace P/w switch - Right front power window
- * (12) O/S - check for window leaks - ?? California auto body ? Bart & Julio
- (13) Milt & Julio install trim for trunk lid
- (14) Julio - fix drivers floor & install Gas pedal - use drivers carpet for proper position gas pedal

Wed Feb 23/11 - outstanding

- (1) Julio - paint Hood to match front fenders
- (2) Julio - remove tape that covers screw that holds Hood release lever on left side of Dash when open door
- (3) Julio - reassemble underside of driver's floor
- (4) Milt & Julio - remove trunk lid trim & install plastic cap of chrome handle
- (5) Fabio - proper "covers" - 6 pieces for under Dash Beige Plastic panels
- Milt - heavy duty sandpaper remove thermal beam to trunk carpet - Milt - TERRY & sponge - Bleach trunk carpet ready to dye!!
- (7) Julio & Bart - water test - ?? any leaks
- (8) Milt - glue & fit wind chards both front doors - adjust carpets

183 WAGON ^{enter} mileage [Wed Dec. 1/10
518226 KM

66 Plugs - WAGON

Oil change

oil-filter - WAGON CHAS
545

Dec. 1/10
check Mileage - 518226 KM

CHAS - fix Rt. front door
VACUUM LEAK
4 of 5 vac locks work OK

- also eliminate rattle in Rt. front door
secure moving parts

CHAS (General) checking report (2) 66 plugs
(3) oil change (4) Rt. front door noise to correct vacuum only on this door.
will not have oil filter

Asst. - June 19/91

51

Wagon - 123 Books

* Jerry - Shampoo Engine - ^{Jerry did scratch} ^{New to scratch} ^{did not} ^{only did} ^{clean up (not done)} ^{SVT Feb 12/2011}
check all boxes -
1993 WAGON MB 300TD
Road tested by Adrian - July 9/08

- ① Engine Noise - Tappets / lifters - worn
- ② Rear drive train shaft - worn
check nutators & U joints - OK Done
- ③ WHT / ARSEN get @ oil cooler hoses OK Done
Hood release cable
* ③ Plastic clip white - fits in
Right front door to hold metal liner
④ Hinges - OK
- ④ correct vacuum leak - duct Right front door - OK
- ⑤ ? Can timing chain be adjusted - Not necessary
- ⑥ Adjust harsh shift tranny - OK Done - Adrian Feb 2010
- ⑦ instal Gas pedal & check Boxes at Jerry / Ber.
^{new} ^{and} do we have METAL INSERT for Rubber pedal
- ⑧ get Boxes from Jerry
- ⑨ check loose bulbs left rear tail light - OK
- ⑩ Re the RPM gauge - Arsen overhaul - Not done
- ⑪ ^{WALSH} ~~Also~~ - metal repair - floor - behind drivers seat
- ⑫ Repair - RPM - indicator
- ⑬ Repair - Gas tank overflow - Black Plastic Container
that is in same area as spare tire!!
- ⑭ check all controls (Buttons) for Economy / Low fuel - not working HVAC

Apr - June 1991

51

1. Wagon - 123 Body

184 380.50
 236.25
215.35
 451.60
 43.64
15.97
 511.21
 129.15
 192.15
\$832.51
 05-1843805E

183 MB WAGON
 61.90
 37.99
25.39
 125.28
 421.53
\$546.81
 05-182 WAGON

FOR 2010

\$832.51
 546.81
\$1379.32

Feb. 17/10
 Pd. European FIVE cars
 Leged #45

51

APR - June 1991
1. WAGON - 123 Body

Expenses for 2009
1983 WAGON M.B

MAY 15/09 - M TO - license
General - \$134.00

Oct. 7/09 - M.B. \$256.55

*Note parts only installed in 2010
by Adrian - European Fiat Cars

\$390.55

* Pen - please return invoices
for my file

? Feb. 01/09 - Julio - \$700

Mar. 01/09 - Julio - \$700

Adrian - June 14/11

51

WAGON - 123 Books

Adrian with WAGON Test drive WAGON lines July 2 log

- ① Hand Release - Milt order - o/s
- ② oil Cooler lines - Milt order - o/s OK done Feb 10/10
- ③ correct VACUUM leak - o/s ? ADJUST WORKSHOP
- ④ Quiet Engine - TAPPETS Adrian will do engine Summer 2010
- ? ⑤ ? TIMING CHAIN - ?
- ⑥ DRIVE TRAIN WORN - OK fixed Feb 17/10
- ⑦ HANGERS - U JOINTS - OK fixed Feb 17/10
FOR DRIVE TRAIN
- ⑧ Adjust HARSH SHIFT - OK fixed Feb 17/10
- ⑨ MILT GIVE ^{o/s} Adrian GAS Pedal of METAL BRACKET to screw to floor
- ⑩ Check all BOXES - Jerry o/s
- ⑪ Screw down handle rear rear trunk floor panel - OK Feb 17/10

ATK - June 19/91

51

Wheeler - 123 Road

Attached case notes
re Restoration June 14/09

Arson gave me 4 fenders - (like new used)
front bumper with excellent "5th wheel"
* fender had to drill 2 holes for "Fog lights"
- Jan 14/09 - MHT bought new front MB RT front
metal bumper filler - \$96.35
- Jan 14/09 - MHT gave fender 6 Roof strips
- Jan 26/09 Arson gave fender - "after market"
left front fender

* SAT. JAN. 31/09 - MHT gave Julio - \$500 cash
on acct

SAT Jan. 31/09 - Arson gave me 2 fenders ORANGE Fog lights

* fender showed SAT. JAN 31 - I could see left rear
tail lite lens - small crack in lens

* tail gate repaired

corner of left rear fender "Patch" ready
to weld

* * also Julio has "almost" fixed Driver's Door Strip
needs a little more
Spot weld

SAT Feb 7/09 - went to multiplex to get the new 2 fender appeal for insurance
Tape on not in - I saw Paul - they fender took say like wheel - I insured Paul
to metal and we have it for next week don't lose time for appeal - All so get
after looks real estate agents of establish value Paul appeal get comparable
sale price

SAT Feb 7/09 - Julio ready to paint more tonight
* I gave Julio - \$500 cash - total to date \$2000 for!

SAT Feb 14 - MHT gave Julio - \$500 cash - also said and only be \$1000 - Julio said total \$2000
could make more from total paid \$1000 - but says I don't think I'd give \$500
group

51
Wagon - 123 Rods

187 WAGON 741 7011 all 416 518-3156 Home 505-624-8720 SAT NOV. 22/05
SAMI Put in New Regulator

Joe / Bill / Ken - AUTO STOP CLIP / Mon. Dec. 1 / 08
installed ~~ANOTHER~~ RESULT
Alternator & 2 TIE Rods
Charged BATTERY - \$120.00

call Ken - 652-0777
Ken says Ball Jts ok. JB

Pd Ken \$55.00 cash Wagon
for Wheel Alignment do Alignment

Terry drove car to wheel Alignment shop & BACK - OK
BALL JOINTS OK.

5. *HORN - OK - Gerhard fixed WIRE

6. under tie Rods & Ball Jts - Ken / Terry

APR - June 1991

51

17 Wagon - 123 Books

1983 WAGON SAT NOV 17/07

④ Paid Ken to instal Sump tires
of check car & ?? Alternator - \$400.00
& Bottle WINDSHIELD WASHER Fluid
* Ken said Alternator for Diesel
is different - GO to START

- Terry said - Left on tie Rod
weak - Replace both S.D.S
* also Ball Joints

* after loading wagon with tools for
Soni - I drove to Ben to get TRAPS
- * car would not start

- towed to Start * left key under garage door
? Arsen - Alternator?
JACK - 416-868-1727

TUES NOV 18 1987

get Jack - Alternator. ? did Arsen
give me an alternator before!!
? SONE - MAKE WORK
- ? Yousz area to paint

with
old

Efi - Invoice for time @ \$150.00 per
hour
? ? did JACK put in ALTERNATOR last
Spring when fixed front etc or ? last winter

Call - 416-4886750

Peter Costello 2307177

Ken - 905-793-9898 x2271

348146

51
Wagon - 123 Body

JACK - start 416

Tues AUG 14/07

YUDA (Arson) 416 889-1200
* call after 9:00

183 WAGON
Blower Motor

- ① Fan. too
 - ② motor - yes
 - ③ Regulator no
- #75 Glencorm UNIT #7
Paid YUDA \$100.00 cash

~~JACK - start - 416 888-1727~~

Jethan - Matrix 416 798-7864

Motor - \$186.27

Regulator - \$207.41 - YUDA SAYS

FAN - Dealer item

if push button works unlikely you need regulator

Aug 16/07

Total cost to repair A/C FAN problem of AIR DIRECTION for 183 WAGON

\$340.00

Thurs Aug 16/07

P.D. - ELI Melnik

② Start

\$240.00 for

Repairs to A/C System FAN motor Replacement

& correct vacuum & get car to stop when key turned off

YUDA - \$100.00 start - \$240.00

APR - June 1971

51

1. Wilson - 123 Books

Wed May 30 / 07

CHRIS - 515-416-463-1774

Wed May 23 / 07

1983 Mercedes Wagon - it \$7,000.00
left MIKE Shopping list & Hood release
cable for CHRIS

- 1) Install Hood Release cable
with potter w. the CSR USA
- 2) Adjust idle - not ^{engine} rough when AC is on.
- 3) ? can be put on GAS pedal.
- 4) correct TICK, TICK, TICK problem
- 5) Reposition AIR Filter when AC is on.

* Note: Mon. June 4/07 gave CHRIS HVAC vacuum control set up in plastic bag that I got from AL 300

Decide
Change
\$210.00
for the sale
Company
appraisal

MIKE picked up 2505L when Wed May 23 / 07

1977 - Green 200 50

still b/c
after
Chris did
1st
repaire

- 1) courtesy lights front & back
- 2) left hand side - DASH lights
- 3) Adjust (lower) fast idle when in Park or Neutral
- 4) "sometimes" won't start with key - but works better
if turn key "on" but don't start - wait few seconds
* if won't start then - kick down Gas pedal 3 times
& start key on 3rd kick down

Note - Mon. June 4/07 - CHRIS still did not start on Wilson - needs to get 2505L out of shop - AL 300 - a retired mechanic's expert on things
highly only remove oil pan & fix Red bearings - ???
* FORNAN June 4/07 * gave CHRIS - Shift knob for 200 5L - fits in
& PUSH BUTTON HVAC CONTROL FOR 193 WAGON in plastic bag!!

51

ASK - June 19/91

WAGON - 123 Road

Wed May 30 1977

- Michelle - Rose Castros - placed 420 SEL car - fire or theft
- WAGON off road - use Volvo
- WAGON tied up for 2/3 weeks

* copy for WAGON file
Volvo file

Insurance file
 of 420 SEL file!

Part of ...
 ...
 ...

Receipts

Room - \$215.00	
+ Taxi	
Food - \$100.00	\$33.00
Cabs - \$10.00	82.75
Handlins - \$10.00	399.33
Gilda - \$10.00	1050.00
	162.00
	193.00
	213.00
	158.00
	208.00
	87.00
	166.00
	200.00
	217.00
	202.00
	213.00
	120.00

U.S. \$
 71.37
 14.91
 60.00
 \$146.28 = \$171.15 CAN

Gilda had \$1000.00
 Miltzuel \$200.00
 7 hour mach
 left in Gil
 acct from \$3000.00

- ① Hotel/AIR - \$3000.00 CAN
- ② AMEX - \$ - 171.15
- ③ Gilda - ATM - \$2000.00?

Stren says \$1400.00
 $453.75 \text{ shekels} \div 365 = \$1247.42 \text{ CANADIAN Dollars}$

for \$1000.00 pay 4.29 shekels
 a \$1.00 can pay 365 shekels
 * Gilda still has \$1000.00
 in Bank

Hotel & plane	\$3441.00
AMEX in \$	- 171.15
AMEX in shekels	- \$1247.42
Gilda - 1?	\$2000.00
	\$6418.57
	= \$450.00 per day

Paid Dan Hotel for those U.S. - your cost
 = 4.19 shekels in shekels = 250.00 shekels

* TURN over Wilson *

INVOICES - Expenses for 2006

- Ken's Garage - replace rear load leveling valve - \$125.00 - NO invoice
Feb 16/06 - part supplied by ARSEN
- Feb 16/06 - Ken's Garage - fuel change 30.00 NO invoice
- will supply oil filter (precision) & synthetic oil #6110000
- MAY 3/06 - PAUL CASSALL - Repair Floor 160.00 - NO invoice
- APRIL 2/06 - Rick of Famous Interiors 627.50 ✓
- MAY 3/06 - MARY'S upholstery 700.00 ✓
- MAY 19/06 KESSWAD Electric - Always Rebuild Rear wiper motor 150.00 - NO invoice
- SAT - JUNE 10/06 - KEN'S GARAGE - change Freon install new master cylinder, correct fuel line leaks - 1st time car stalled 250.00 ✓
- JUNE 1/06 Mercedes Benz 2 - fuel lines & brake lines 190.55 ✓ June 9
76.59 ✓ June
35.60 ✓ June 26
21.57 ✓ June 26
- JUNE 18/06 Village Motors - car air - instal brake lines & fuel lines 250.00 ✓ oil paid NO invoice
- July 2/06 - Ken's Garage - instal Oil Cooler 60.00 - NO invoice
- July 21/06 - after and breaks down - car stalling paid Ken for Gas (really not needed) to get car going - \$150.00 - NO invoice ✓
- FRI - July 25/06 - Mercedes Benz 2 - resolve stalling problem & WASTE GATE Hose for Turbo charger - \$364.99 ✓
- THURS AUG 1/06 Repair ~~fuel~~ ^{IGNITION} PAD & Replace PRIME PUMP for injectors N/C ✓
- Sept 21/06 - WORLD PAC - Ignition coil, Extra oil Filters - \$102.97 - Rebuild
- Aug 3/06 - WORLD PAC - Head Pad, Hose, Filters, V Belt, - \$293.01 - Loss of oil & return changed oil
- *Note - Sept 21 - returned oil - credit \$11.13 spent by bank to buy new motor

(15) KENNY MUST

\$95.34

\$3200.00 ±

place Repairs by ARSEN
*Rebuild fuel injection, correct flexing, power steering DEP


WILSON - 123 Road


- PERSON CHECK 30 SECONDS BY CLIMB TO CAMELLA NO OIL BUT USE MON JULY 21/06
 MON JULY 31/06 - John Matrix - 416 798-7864 x1
- 1 Power Steering Ball off
 - 2 Oil Filter cap & Hydraulic Fluid - OK
 - 3 2.5 litre jugs of Synthetic Oil off
 - 4 HOOD PAD OK
 - 5 AIR FILTER OK
 - 6 Hose for air cleaner OK
 - 4 OIL FILTER OK
- John Matrix
 +16-798-786411
 X FRANK MERRY 416-269-2677
- ? Can John leave them O/S OR until Pad & hose come in?


DIXIE STREET TO MOUNTAIN LEFT - HIGH RIGHT - WILSON

- PERSON
 check for wear on O/S
 \$5 injector chest to FIDELL
- John WOOD PARK
- 1 order Hood Pad Silencer
 - 2 order Hose for AIR Intake
- * does not carry "SCOOP" at front of AIR Intake Hose

- still to be done
- 1 Clean 2 lines in Gas tank
 - 2 Pressure test injectors
 - 3 Correct Blue dy-??
 - 4 New CAP?
 - 5 Change flush
 - 6 Repair turbo lift
 - 7 Replace scarp and clean pipe
 - 8 Change oil and cleaner etc
- ? condition of my AIR SCOOP?

? can John get flex metal rather than black plastic  for Turbo charge

MULT **get** #!! of Plastic - U shaped  for Turbo Charger get # to John @ Matrix

M.B. - Downtown	APV - Bud's Benz 2 - U.S. #
1  - Black Plastic Pipe for Turbo charge - \$120	1 \$42.00 NET
2 Hood pad Silencer OK \$126.00	2 \$76.00
3 Scoop O/S - \$70.00	3 \$44.50
4 Hose for air cleaner OK - \$15.00	4 \$10.00
LIST \$279.00 less 15% 41.85 GST + 13.97 Total \$246.92	$\$172.50 \times 1.15 = \200.40 Can 12% GST 35% Shipping Broker \$247.10

? Matrix for Hose & Pad - no scoop
 #!! of U shaped BK Plastic for Turbo??

51

Wagon - 123 Books

Wagon - wont start - ?? ARSON ⁴¹⁶ 744 7011
? prime pump
cell 416-518-3156
MON - July 17/00

~~MIKE 416-452-0000
Call 416-452-2100
Home 416-452-0091~~ After 2:00

* Dieck
Mercedes
Wagon 8:16
- ? what did Mercedes
do to get
Wagon to start
? 1 or 2 years ago
- car died at Steeles
Dealership

→ ARSON Diesel injection pump
on the side of ^{diesel} injection pump
is a primer pump
- unscrew pump
- piston
filter in front of pump
pre filter
unscrew pre filter
on top of pre filter is
a bleeder screw
- unscrew bleed pump
- piston pump

Ken - 416-652-0777

~~DIY SALES~~

FANIT Receipt from Mercedes/Benz Steeles called @ 2:15
A. NEW Primer Pump Installed - * SAVED OLD ONE ON CENTRAL console!
B. FIXED problem with "Cooling Fan" - repaired damaged WIRE
potenced FUSE BOX - Note FAN only works with AC ON - Not designed to work
* NO CHARGE - BECAUSE OF WORK CHARGES @ AC NOT ON!!
LAST WEEK

... MY VOLT ...

51
MILWAUKEE - 173
ARSON - provided new master cylinder
@ \$12,000 K.M.

& Ken's Garage installed - \$75.00

→ pads & Rotors - like new

ARSON provided some brake lines & fuel lines

* Mercedes for Brake lines 190.55
& Fuel lines 76.59
35.60
24.57
\$ 324.31

CANDIDO - labors

300.00[±]

Total paid out
between, Ken, CANDIDO
& Mercedes - \$699.31

for complete Brake lines, & master
Cylinder

of complete Fuel Lines
\$ 700.00[±]

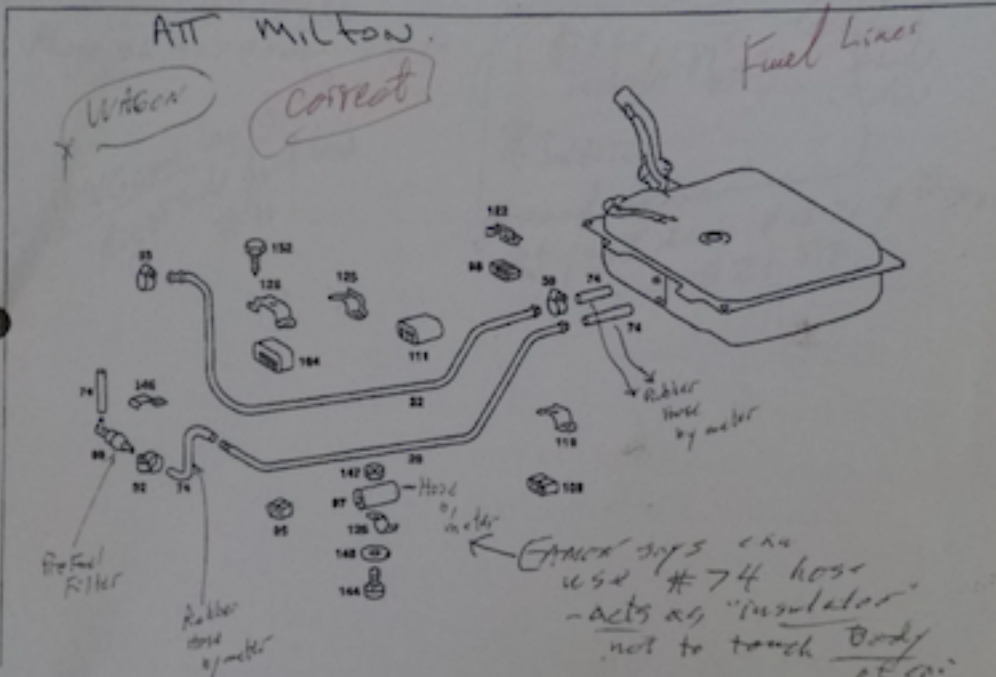
* still have to instal OIL COOLER
which ARSON gave to me
?? A/C Heat - FAN? ARSON?

10' 30th
 10' of 310.1
 Copyright DaimlerChrysler AG. All rights reserved. ProQuest EPC

Model MD Class Car
 Model designation 12119 300 TD Market North America
 TURBO085 EL USA

Crating no. 484 - 300 TD TURBO085 EL USA
 SPM STATION WAGON, MODEL YEAR 83 FEDERAL FROM CHASSIS 01341 AS WELL AS 01113, 01207, 01208, 01102, 01239, 01303 CALIFORNIA FROM CHASSIS 01230 AS WELL AS 01241, 01249 FEDERAL AND CALIFORNIA UP TO CHASSIS P 00003 AS WELL AS P 00015, P 00014 WITH THE EXCEPTION OF 01218, 01154, 01152, 01169, 01164, 01172, 01162, 01163, 01164, 01165, 01166, 01167, 01168, 01169, 01170, 01171, 01172, 01173, 01174, 01175, 01176, 01177, 01178, 01179, 01180, 01181, 01182, 01183, 01184, 01185, 01186, 01187, 01188, 01189, 01190, 01191, 01192, 01193, 01194, 01195, 01196, 01197, 01198, 01199, 02000

Group 47 - FUEL SYSTEM
 Subgroup 045 - FUEL LINES
 Identification number: Part: 84704500018 32013



Handwritten notes at the bottom of the page, including "Handwritten note" and "AS MY VALVE WORKS".

Mercedes parts

** TX STATUS REPORT **

46 OF JUN 25 '86 14:14 PAGE 01

INVAR BUILDING CORP

DATE	TIME	TO-FROM	MODE	MON/SEC	PGS	CHK	STATUS
19	06/25	14:14	9058869212	EC-S	00'16"	002	115 OK



Edmann
875-286 6881

Wilson

FAX TRANSMISSION COVER SHEET

Date: MON. JUNE 5/86

To: Edmann Clarke P/O Mercedes Benz
PARTS DEPT

Fax: 905-886-9212

Sender: Milton Rusonik

Subject: Fuel Lines & Brake Lines - 183 Turbo Diesel
W124 - 123 Body

You should receive 2 pages, including this cover sheet.
If you do not receive all the pages, please call (416) 441-9855.

Edmann further to our conversation re fuel lines for 183 W124, enclosed is what I have in my files for fuel lines - which appears to be different from DHOAM in your files - please send me a copy so that we can compare notes.

- please order rear brake lines (2) @ \$180 each + me @ \$270 plus distributor - 2 brackets \$295 + 2 brackets @ \$102 each plus 2 flex lines @ \$331 each, plus any other pieces you feel would be necessary to do proper job

plus 3 lengths rubber #74 - 3 pieces
1 Pre Fuel Filter #59
1 Thick Wasc # 97 - 1/2" ID

Thanks

Milton

also call PHUR re MY VALVE WRAPPING.

51

... Wilson - 178 ...

Time Feb 28/06
Wed - May 3/06

Paul - 647-885-3859
repairs floor
WAGON

\$160.00
- top & Bottom
- ready for Wed May 10/06

- I call you - PACK TO ...
AS MY VALUE WANTED!

Star-Clas 1800-262-0888
Uta Wars California

Sext Pad
R-bberize & sat pad
→ \$100

- \$800 SET of 2

Autobin Anna

→ website

Rich AND Francis
autobin - Conn
click - contact us
#1
option
colour shawson
of then leather

VIN # W3333333333333333
& Code leather #255

Serial #
Get Code for leather
colour & pattern

Leather work upholstery
1-800-232-9577
Heather - 1-800
Back rest - \$288.00
cushion - \$271.00
pad - \$190.00
1000 Rest - \$90.00

- & CALLER 2700 - PACK 10 - AS MY VALUE WRITTEN.

Time Est 29/10/06

Bower Rd. 7:20
get product & Bower
? Peter Lou

Remove wood
380 SL

?? Repatta TIRE SIZE!!

380 SL Car has
Goze

7 mil 2 new
PROF QUALITY
BE OK?

P205/75R14
Body Year Regatta
on rear.

Phil Horgan 915

→ Dong Sotolac +16 220 6852
Mercedes Benz

CHUCK HILL
& B... ..

Tony D. Miller

364-4400

133

Dong - Pr. J... ..
220 6852

Hydraulic Leveling Valve ^{for WAGON MS.}
Rear End NOV OCT. 10/05
11:50 AM

SABA - from Star Motors - Endicott New York
1-607-786-3918 x202

- no Rebuilds - But has New Valve
\$250.00 U.S. + shipping U.P.S
by Ground

= \$270.00 U.S. = \$330.00 + ^{Container}

* take 1 week * See attached NOTES!

Revised Oct 13/05

- Saba called back - mistake
- only has new for \$450.00 U.S.
+ shipping - I told him Hold!
- I will try to get Arsonia
partially rebuilt - ?? seal. program
- NO luck

Thurs Nov 3/05

- I gave Ken - "old" valve that
ARSON got from "Israeli" - he'll check
it out.

FRI. Nov. 4/05
29.15

- see attached call from SABA - star motors
- But after going over - I called Ken - he says
"old" valve from ARSON - seems OK.
- I called SABA - BACK to CANCEL
AS MY VALVE WAITED!

Bees
NY
Charge!

- SABU Star Motors Endicott New York
(child) - called - HE HAS BEEN ABLE TO REBUILD!
\$300.00 + 15% CORE charge
send to for Ben - see Red Note below
& Denmark CK - show invoice \$75.00
or NY duty at Customs

finally gets
→ \$300.00 US + shipping \$25.00
and I reverse old \$366
CORE at my expense

Don't
forget
fill!

- make invoice for
\$475.00 or so no
duty
no
325
122
650
650
325
9750

- VISA - \$325.00 + US
= \$400.00 + CANADIAN

- after giving OK I called Ken
- person's old valve works
fine - does NOT leak

* called SABU BACK - CANCEL VISA
* BEN - Make SURE NY VISA charge from
Star Motors - Endicott - New York

Ken's Auto Service Centre

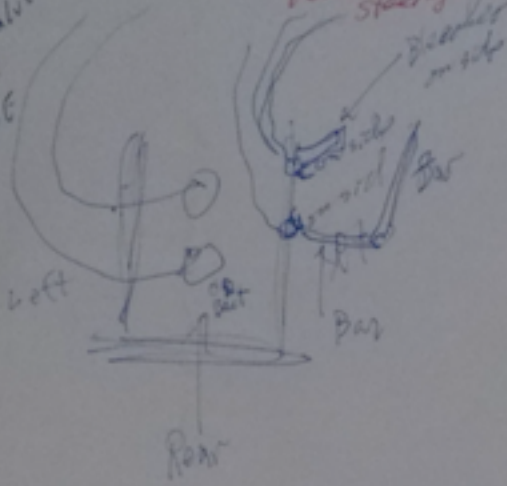
General Repairs To All
Imported & Domestic Autos
637 Vaughan Rd., At Oakwood M8E 2Y4

used Sept 21/05
? the luxury
? the good
? the one

Hydraulic
Leveling
Valve

?? 9 and
LS 300SE

front? Can't adjust
got "HIS"
SETLED next
believe from Pump
steering pump



Rear

? 300 E
Sides
Hydraulic
Fluid

Tel: (416) 652-0777

51
re: WAGON

T.H. WRS Sept 8/05
@ 5:30

- gave Ken - \$1000.00 cash
to cover Start Electric

ⓐ Rebuild Alternator
- \$400.00 - Re & dc
 & rebuild

ⓑ. correct vacuum problem

\$600.00

- includes - new valve in engine
 (yellow) compartment

- also Mitt provide
 4 New actuators

3 from - Matrix see invoice

1 from Mercedes
for driver door. see invoice

Mercedes - _____ (LONG HOSE)

Abie's Garage Gilbert - _____

CASS - (Pact) - 350.00

Ken (includes correct AC) - \$ _____ Alternator \$100.00 separate

Matrix _____ 3 actuators

Mercedes _____ 1 actuator

51

1612.00 - 173 1/2

04/26/2006 17:18 4567419212

PRECISION AP

PAGE 81

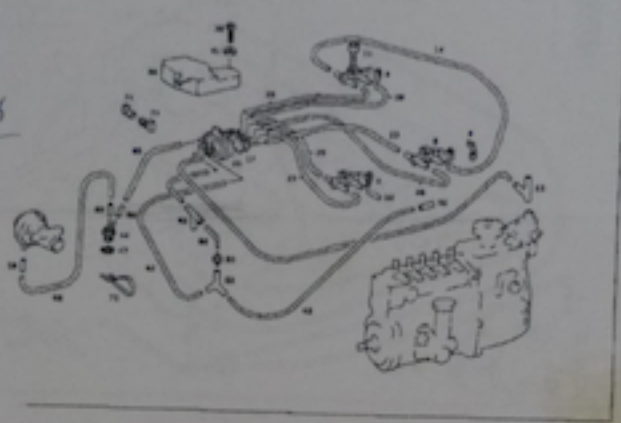
DaimlerChrysler AG - Electronic Parts Catalogue (EPC)
617.912/14/120/814120000059
INTAKE AND EXHAUST MANIFOLDS/VACUUM SYSTEM

PRECISIO-IBQ

- 115 of
July 31/05
to be done
- 1) Vacuum Door Locks
 - 2) RAD Cooling Fan
 - 3) SURGING especially when cold

Beschreibung
 Description
 Description
 Description
 Description

14 120 00099
 14 120 00099
 14 120 00099



Copyright DaimlerChrysler AG. All Rights Reserved.

Bell+Howell EPC

10/11
 11/11
 12/11
 13/11
 14/11
 15/11
 16/11
 17/11
 18/11
 19/11
 20/11
 21/11
 22/11
 23/11
 24/11
 25/11
 26/11
 27/11
 28/11
 29/11
 30/11
 31/11

TURN OVER

TURN OVER - 11/2/15

WAGON

Thurs Aug 21 / 05 @ 10:00

- ① NO or FRONT. Rear signal light * - from gear. Will 2 different "bulb" sockets gear to Ken
- ② Rear light OK. but no signal light * why not two signals on rear light
- * note brake light works
- ③ Rad Fan - Ken found short put in line Fuse Fan now works
- ④ SWAGING - Ken said his flint is heating. he added 2 litres of tranny oil - put on hoist & check out heat - As of 11:00 Thru Aug 21 drives - fine!! make sure the tranny oil left
- ⑤ ?? VACUUM leak. ?? Power door locks

TURN OVER notes re

- (A) Wagon (B) JAGUAR VDP (C) 380 SL
- ⑦ Mike (Pamish) 405 462-0099 - 402 999-2100
- ⑧ 205 SL - 205 SL left Pamish - Mercedes 216 new fold chromed stripe - old bumper cover
- ?? ARSON - FBI - @ 6000 Pacific Sill Plate - drivers door
- ⑨ Take off bumper from Gold 420 SL

TURN OVER. all Notes on BACK

AKA - June 14/91

51

W/Head - 173 Rndel

Ken's CARRE June 18/05

Office

Ken - 652 6777

- ① TIGER AIR cleaner
- ② clean injectors
- ③ smooth out engine!!
- ④ find out why it dies
- ⑤ cooling fan not working
- ⑥ why is water coming out
- ⑦ is fuel plugged?
- ⑧ is evaporator working?
- ⑨ Power door lock
- ⑩ needs to be checked when car starts a few seconds to turn off now car turns off on - 1000

AKS

407011

Seat for 300SD

all June 18/05 SAT June 18/05

BRACKETS @ Rubber mounts - Air cleaner

- ① check evaporator for AC
- ② check DRAIN no water drains out
- ③ Fuel injectors clean. Repair!!
- ④ Repair Air cleaner issue - needs brackets Rubber Mount
- ⑤ level engine temp
- ⑥ shut off oil - fuel N/A no vacuum - best vacuum hooks work
- ⑦ get Power door locks + install to get engine to properly shut off

EMC Mercedes
Vette 405 286 601X 2

8
51
Feb 14/91

Wilson - 173 Road

Sun Feb 27/65

Paid Gilbert Ales Garage

\$50.00 cash
to instal New Uni.

windshield washer pump

B. Tighten Nut

C. New clamp & tighten
pipe from AIR FILTER
to Engine
\$50.00 cash

Feb 27/65
\$50.00 cash



ABE'S SERVICE CENTRE

434 Wilson Avenue
North York, Ontario
M3H 1T6

Telephone
416-633-ABES(2237)

March 5/65

- paid Manny at Manny's Upholstery
to fix water leak at front right
side - \$55.00 cash

March 12/65

- Joe - California Auto body - repaired
holes on passenger side
of put in 2 fender liners

8
SAT - June 14/91

183 WA car SAT Feb 26/05

- 1) Tighten pipe from AIR cleaner to engine!
- 2) Shampoo engine - when pipe loose - blowing up out on top of engine (?? FORTY)
- 3) Fix windshield washer - needs new PUMP
- 4) Add ^{washer} Fluid
- 5) Repair loose fog lite
- 6) Fix Rear view mirror - loose
- 7) ~~Repair~~ Adjust Headliner at back by TRUCK LID
_{glue down}
- 8) Reattach - "Rubber" Gas pedal
- 9) MITCHELL (Mony-mike) Repair Holes FIRE hose
* correct water leak _{passenger side}
- 10) Get part to dress Phone dust control

51

1-800-262-0888
1-800-262-0888

Trans. March 7 106

Rubber - Star-Class 1-800-262-0888
- Rich & Famous Auto Tops

VAN NUYS CALIFORNIA

	Leather	VINYL
①	ARM REST \$75.00	ARM REST \$50.00
②	Seat \$450.00	Seat \$300.00
③	BACK REST	BACK REST
④	Rubberized Horsehair \$100.00	

147 47 BESSEMER ST

VAN NUYS

91411

Thanks Milton 416-441-9855 x241
P.S. Remember 3 hour time difference.

51

WORLD - 123 Rnd

MILTON RUSONIK

200 CLAYTON WAY SUITE 200
SANTA ANA, CALIFORNIA 92705





WORLD UPHOLSTERY & TRIM
1320 EAST MAIN ST.
SANTA PAULA
CALIFORNIA U.S.A.
ZIP CODE - 93060

Attention Heather

51

11/12/19
123 Road

US POSTAGE
FIRST CLASS
\$1.22



WORLD Upholstery & Trim
13320 East Main Street
Santa Paula, CA 91360



Red poly/ls

Material

- FRONT (D/R) Import Tax
- SEATER Foam
- REAR SED-VN Horsehair
- TRUNK Domestic Carpet
- TRUNK Import Carpet
- TRUNK COUPE Import Carpet
- TRUNK SW (ALL) Horsehair
- TRUNK Domestic Carpet
- TRUNK SEDAN Import Carpet
- TRUNK D/SW Horsehair
- TRUNK Horsehair
- TRUNK Y SED Horsehair
- TRUNK COUPE Horsehair
- TRUNK WAGON Domestic Carpet
- TRUNK WAGON FTV
- TRUNK WAGON Import Carpet
- TRUNK T/SWAG Import Carpet
- TRUNK SUPE Horsehair
- TRUNK Import Tax
- TRUNK Leather
- TRUNK Tax
- TRUNK Leather
- TRUNK Import Tax
- TRUNK Leather
- TRUNK Horsehair
- TRUNK Horsehair
- TRUNK Horsehair
- TRUNK Horsehair
- TRUNK Horsehair
- TRUNK Horsehair
- TRUNK Horsehair
- TRUNK Horsehair
- TRUNK Foam
- TRUNK Foam
- TRUNK Horsehair
- TRUNK Horsehair
- TRUNK Horsehair
- TRUNK WAGON Import Tax
- TRUNK WAGON Leather
- TRUNK Import Tax
- TRUNK Leather
- TRUNK Import Tax
- TRUNK Leather
- TRUNK Horsehair
- TRUNK Horsehair
- TRUNK Horsehair
- TRUNK Horsehair
- TRUNK Import Tax
- TRUNK Leather
- TRUNK Import Tax
- TRUNK Leather
- TRUNK Horsehair

123-2151-4 348.48 290.40 BACK PANEL/ COUPE/SEDAN
FAD REAR CUSH 75-82 SED Horsehair

Prices effective 11/2019. See website for changes.
Call for current prices.
World Upholstery is a division of WPT Inc.

40

16/11/19

100

16/11/19

16

750

REPRODUCTION

SUNVISORS

MERCEDES-BENZ

W107 ROADSTER

280SL, 380SL, 450SL, 500SL, 560SL 1972-1989



Features:

- 8 Original Colors
 - Original Grain Vinyl
 - Includes Plastic Clip and Tension Screw
 - Left or Right, Heatsealed as Original
- Additional Parts Available:
- Body Clip
 - Upper Windshield Molding

Note:

- Mounting Rod Must Be Re-Used
- Mirror Not Available
- Installation Instructions Included

Also available:

AUTHENTIC TOPS, SEATING & CARPETING

Order Toll Free

800-222-9577

Phone 805-921-0100 • Fax 805-921-0101
e-mail: worlduph@mail.vernet.com

www.worlduph.com



WORLD
Upholstery & Trim



Visit our web site for a huge selection
of interior parts and convertible tops
for European luxury cars

WAGON Oil Change / Nov 13/12
A. Gil. Change
565 750 1179
525 750 1179

Tues. Aug 16/05
Ri: /83 WAGON
2 pieces wood
Center Console of Box
- paid Dave Satolec
\$160.00 cash
for 2 pieces WAGON
1 center console
183-38USL!

(2) MERLETTES ^{5/16/05} - George needs WIRING
WAGON
re Rad Cooling Fan! - ? ARSON - WIRING DIRECTION
for Rad Fan
Ken - Door Locks - ?? give Ken
get VACUUM LINE
DIRECTION
* give Ken a copy of what I
got from ARSON!

WAGON Thurs July 16/15
paid Precision
with my VISA
for WAGON
\$192.56

416 745 9459
742 3503
9/16/15
@ 500
VISA

15
9
135

Gulvino Reditor Aug 15/2001

VISA - \$90.00 + tax
13.50
\$103.50
for WAGON 35.00 stat

- Replaced Andoe

said Thermocouple
faulty

- replaced Thermocouple

Part - \$35.00
Labour - \$55.00
TAX \$13.50

paid \$103.50 by VISA

51

15 Wagon - 123 Body

FR. Aug 31 / 2001

Police Report #16-808-2222

Collision Control - 113 TOYOTA . western Rd
29 houses K. M. KESIL - Body Shop
416-663-9945
+ Harry is in car

Rose - 6 Keith fpp

take car to Kesh fahill have app since some
Tues. is wed next week - for State Farm Collision Center - east side
Keith will make sure head office clear up error
- was correct & Volvo only Firethrift - once Kesh left
at Body Shop - Volvo in covered & check Paint Shop

Marla Schmidt - State Farm - 705 479 8147
appraisal ERIC - 416-739-0563 - repaired Volvo

JE
028

VITALIY TARUTIN - 416-630-8442 (H)
T 0710-77205-60925
555 Sheppard Ave W Apt 1107
M3A 2R7



Ag...
of...
Th...

004475
1994 FORD Taurus - License # RJ5B 002
KINGSWAY GENERAL Insurance # 16H0AP34921
Foster Award Insurance Brokers Inc. M16 5155400A
30/10/2001

WAGON JUNE 24/03
* TURN OVER
GREYJAG!

WAGON - JUNE 24

(1) Check out
Noise ^{clunks} left front!
when brake!

(2) Fill leaks oil
?? ^{turn off} does to right front

(3) Power WINDOW
SWITCH - DRIVERS

(4) Check Vacuum
TRUNK - ^{funny} shift

(5) RINS HOT with
AK ON - ^{no cooling fan} on or off
TOP UP FREON

(6) GAS leaks left rear space
wheel well - when tank
full

(7) noise vibration - Right hand door
also success from heat
controls

Sept 17/02

183 WAGON

pd. ferry - \$200.00
cash to clean car.

4 dye in terios

?? date ferry 1st dyed
?? seats - ?? 188 & 189 - ?

PRINTING GROUP

1000
1-800-794-1515 (7WILLOW)
www.willowpress.com

(905) 640 1515

AGE GRAPHICS
FELLOWS LITHO
FULL RANGE OF PRINTING

PERFECT PRINTING
WILLOW PRESS

51
4' x

1/2 P 15 WAGON - 123 Body
?? DOES - Made 450SE
HAVE 6 plates

543 YONGE ST. - Chattel Mortgage Search
250
8
20 00
180
1720

CAREY Rd
Oakville Ontario.

Subway
1/20
1/20
1/20
1/20
1/20
1/20

WDBAB93A6DN016573
1/3 Mercedes WAGON.

83
8
64



Dearb
Furniture

29 KILSO AVE NORTH YORK C04 M81616 d1
ENUE RD/BROOKE AVE site f wtf MCMIC tx 3200.00 1995
7 It PLAN 1576N PT LT 127 100
ION P.O.A. DAVID W NOSER ooo OWN poss 30 DAYS/TEA
IT ext B hty HMO GAR SAT dr P #rns 6+1 bed 3 kit 1
west P sp Y cac N fan N pool N uffl N swrs Y crod N h/c 90
BRCKL FIREPLACE PRIME CRICKET CLUB
BRDLN PROPERTY LOCATED ON A -
TILE FL KAT-IN W/O DECK QUIET STREET NEAR QUALITY
GRND FL S & N CL'S SCHOOLS, EXPRESS BUS TO
GRND FL S/I CLOSET DOWNTOWN BUSINESS DISTRICT
GRND FL S/I CLOSET
4 HRS NOTICE ON SHOWINGS
FAX CLAUSE
ICE, MODERN FURNACE, BRASSLOOK WHER LARD, OS4E, HWT IF
O FAULT DETECTORS, SHINGLES 2 YRS
ad A o/n DLA 63 C8003
ad 11:30 to 12:30
(416)487-5131 P 96017
P 960113
INC. (416)487-5131 1739 BAYVIEW AVE. 2.58-511 960123

May 31/06
MAY 31/06

11 WTS in
 11 spare Tires - The Turbo
 \$ 300.00
 292.869
 KM
 J. D. Jacques
 Oct. 1/94
 \$300.00
 make note of
 by overhead calipers
 plus Tom's install
 new front brake pads & discs
 - labor - ? \$100.00
 multi paid processor
 for Pads & Discs

173 WAGON

- 2 rear

225/60/16

? Firestone - used

Summer tires - rear

@ 308.700 tax

- paid Steve - \$40.00
cash



MANUFACTURERS AND WHOLESALERS OF PREMIUM WHEELS

TIREMAG CORP.

8241 Keele Street
(north of Hwy 7)
Concord, Ontario
L4K 1Z5

ANDREW KANTOR
Retail Manager

TEL: (905) 738-0710
FAX: (905) 738-5596



- ② Engine keeps running
- ③ No power brake booster
- ④ "Intermittent" funny noise - sounds from back - but engine when window open
- ⑤ No problems
- ⑥ Bent duct - push up as at window
- ⑦ Ontario Rad
- ⑧ Front Motor - thin → \$2 Motor mounts!
- ⑨ Engine shakes

Return to office to John Rad. Adjust HARSH FIRST SHIFT!



JACK GANZ
Mortgage Brokers & Financiers
484-1000 (24 Hour Hotline)
100 York St., 2nd. Floor, Suite 200 & Annex

CCRS w/ bank 1001 928 500
989 928 500

* Mercedes Wagon - sides & trim top - 2 side-trim
969-116-506

~~Ben - photo satellite 965-788-6994~~
~~Ben - photo~~
① Car budget

Carfax & SunClair - 9 Mon or Tues!
* 965-5-4444 - 965-4444 - 965-4444

Repair VAC - sparkles - bumper

* Ben - receipt for fluorescent rebound.

Data can be done out of story
Appt bldg @ south of York Mills - east side of
@ east of York - south side of York Mills
2001001

? Alkal...
Harry Liberman
223456

Financial Corporation
ClivCan
2104 YONGE ST., TORONTO, ONT. M4S 2A6